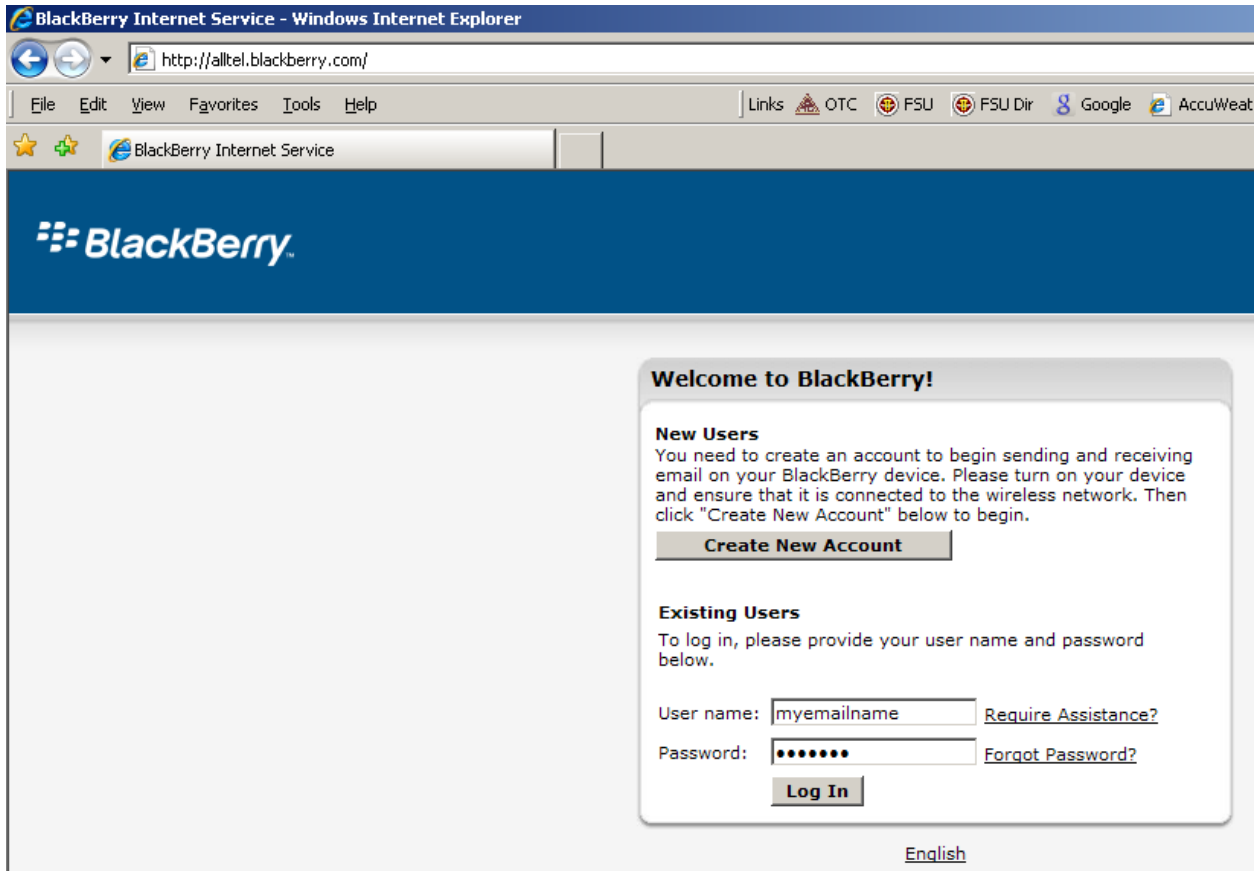


Helpful Hints for blackberry users with @admin.fsu.edu connecting through BIS, Blackberry Internet Service.

Log into the BIS Account – Examples are using Alltel’s link to the RIM BIS site.



BlackBerry Internet Service - Windows Internet Explorer

http://alltel.blackberry.com/

File Edit View Favorites Tools Help

Links OTC FSU FSU Dir Google

BlackBerry Internet Service

BlackBerry

Help | Log Out

BlackBerry

Services

- ▶ Email Accounts

Settings

- Change Device
- Language
- Password
- Service Books

Email Accounts

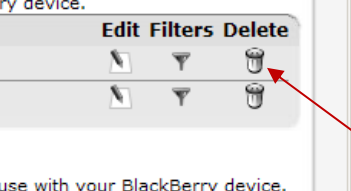
Manage the accounts you are using with your BlackBerry device.

Valid Email Account	Edit	Filters	Delete
✓ myemailname@admin.fsu.edu			
✓ myemailname@alltel.blackberry.com			

Add An Existing Email Account
Set up an existing work or personal email account for use with your BlackBerry device.
ex. Yahoo!®, Gmail™, Microsoft Outlook®

BlackBerry Device Email Address
The email address for your BlackBerry is **vparramore@alltel.blackberry.com**

Copyright 2006-2008 Research In Motion Limited. All rights reserved. [End User Agreement](#). [Legal Information](#).



You will need to delete your @admin email account.

Help | Log Out

BlackBerry

Services

- ▶ Email Accounts

Settings

- Change Device
- Language
- Password
- Service Books


Email Accounts

Manage the accounts you are using with your BlackBerry device.

Valid Email Account	Edit	Filters	Delete
✓ myemailname@admin.fsu.edu			

Add An Existing Email Account
Set up an existing work or personal email account for use with your BlackBerry device.
ex. Yahoo!®, Gmail™, Microsoft Outlook®

BlackBerry Device Email Address
The email address for your BlackBerry is **vparramore@alltel.blackberry.com**



Set up Account

[Help](#) | [Log Out](#)

BlackBerry

Services

- ▶ Email Accounts

Settings

- Change Device
- Language
- Password
- Service Books

Set Up An Existing Email Account

Set up the BlackBerry Internet Service to deliver email messages from your personal or work email account to your BlackBerry device. Type your email address and the password you use to access your account. [Open help](#) to determine which password to type.

Email address:

Password:

Confirm password:

Set up Account same as you deleted.

Intentionally put in a bad password 1234 for both

[Help](#) | [Log Out](#)

BlackBerry

Services

- ▶ Email Accounts

Settings

- Change Device
- Language
- Password
- Service Books

Additional Information Required

We were unable to configure myemailname@admin.fsu.edu. Choose one of the following options and select Next.

Re-enter email address and password.

Email address:

Password:

I will provide the settings to add this email account.

[Help](#) | [Log Out](#)

BlackBerry

Services

- ▶ Email Accounts

Settings

- Change Device
- Language
- Password
- Service Books

Set Up An Existing Work Email Account

We require additional information to configure your myemailname@admin.fsu.edu account. Please provide how you access your email by selecting an option below, then click "Next".

Internet Service Provider Email (POP/IMAP)

Automatically detect my Microsoft® Outlook™ or Outlook Express™ settings. [?](#)
(Requires Microsoft Internet Explorer)

I will provide the settings to add this email account [?](#)

Outlook® Web Access

I can access my email account using a Web browser (Outlook® Web Access) [?](#)

Help | Log Out

BlackBerry

Services

- ▶ Email Accounts

Settings

- Change Device
- Language
- Password
- Service Books

Set Up An Existing Outlook Web Access Account

In order to configure your email account, we need some additional information. Please complete the fields below.

Outlook® Web Access URL: ?
 (e.g. http://exchange.domainname.com/exchange)
 This is the web page address you use to retrieve your company's email using an Internet browser.

User name: ?
 (e.g. jdoe or domain\jdoe)

Password: ?
 (Outlook or network login password)

Email address: ?
 (e.g. jdoe@domainname.com)

Mailbox name: ?
 (e.g. jdoe)

Username and Mbox name should be the same as the name you use log in through the web.

Type URL
 https://admin2k.fsu.edu/exchange/
Be sure to put the "s" at https:

Email address and password is your regular admin name and password.

Help | Log Out

BlackBerry

Services

- ▶ Email Accounts

Settings

- Change Device
- Language
- Password
- Service Books

Email Accounts

Manage the accounts you are using with your BlackBerry device.

Valid Email Account	Edit Filters Delete
✓ myemailname@admin.fsu.edu	<input type="button" value="Edit"/> <input type="button" value="Filters"/> <input type="button" value="Delete"/>
✓ myemailname@alltel.blackberry.com	<input type="button" value="Edit"/> <input type="button" value="Filters"/> <input type="button" value="Delete"/>

Add An Existing Email Account
 Set up an existing work or personal email account for use with your BlackBerry device.
 ex. Yahoo!®, Gmail™, Microsoft Outlook®

BlackBerry Device Email Address
 The email address for your BlackBerry is **vparramore@alltel.blackberry.com**

After this you will need to wait for about 20 minutes. If you do not get any emails you will need to remove the service book as below. DO NOT Remove Provision Service Book.

Directions to Remove Service Books



Options

Options
2007 DST Patch
About
Advanced Options
Auto On/Off
AutoText
Bluetooth
Date/Time
Language
Location Based Services
Network

Advanced Options

Options - Advanced

Applications

Browser

Browser Push

Enterprise Activation

Host Routing Table

Message Services

Service Book

Service Book

- Service Book
- ✓ AIM- BBIM [BBIM]
 - ✓ **WLM 2.1 [BBIMConfig]**
 - ✓ Provisioning [PROVISIONING]
 - ✓ Internet Browser ICS [BrowserCo...]
 - ✓ IPPP for BIBS [IPPP]
 - ✓ Wap Push Config [WAPPushConfig]
 - ✓ BBFSZ [BBIMConfig]
 - ✓ BlackBerry HELP! [BrowserConfig]
 - ✓ Google Talk Download [BrowserCo...]
 - ✓ Yahoo Client Download [BrowserC...]
 - ✓ Yahoo! Search [BrowserConfig]

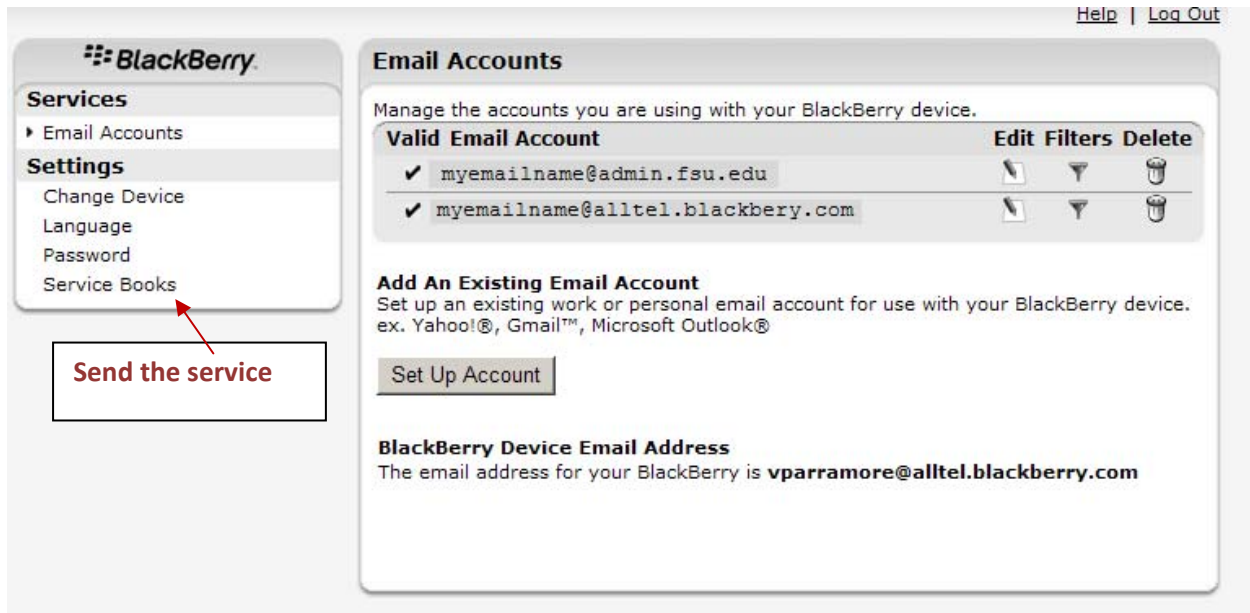
View
Delete
Close

Highlight a Service Book and then Delete.

DO NOT Remove Provisioning

- Service Book
- ✓ AIM- BBIM [BBIM]
 - ✓ WLM 2.1 [BBIMConfig]
 - ✓ **Provisioning [PROVISIONING]**
 - ✓ Internet Browser ICS [BrowserCo...]
 - ✓ IPPP for BIBS [IPPP]
 - ✓ Wap Push Config [WAPPushConfig]
 - ✓ BBFSZ [BBIMConfig]
 - ✓ BlackBerry HELP! [BrowserConfig]
 - ✓ Google Talk Download [BrowserCo...]
 - ✓ Yahoo Client Download [BrowserC...]
 - ✓ Yahoo! Search [BrowserConfig]

After removing the service books **except provisioning** you need to send the service books as below.

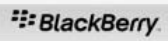


The screenshot shows the BlackBerry 'Email Accounts' page. On the left, a navigation menu includes 'Services' (with 'Email Accounts' selected) and 'Settings' (with 'Service Books' selected). A red arrow points from a box labeled 'Send the service' to the 'Service Books' menu item. The main content area is titled 'Email Accounts' and contains a table of 'Valid Email Account' entries. The table has columns for 'Valid Email Account', 'Edit', 'Filters', and 'Delete'. Two email addresses are listed: 'myemailname@admin.fsu.edu' and 'myemailname@alltel.blackberry.com'. Below the table, there is a section for 'Add An Existing Email Account' with a 'Set Up Account' button. At the bottom, the 'BlackBerry Device Email Address' is shown as 'vparramore@alltel.blackberry.com'.

Valid Email Account	Edit	Filters	Delete
✓ myemailname@admin.fsu.edu			
✓ myemailname@alltel.blackberry.com			



The screenshot shows the BlackBerry 'Service Books' page. On the left, a navigation menu includes 'Services' (with 'Email Accounts' selected) and 'Settings' (with 'Service Books' selected). A red arrow points from a box labeled 'Send the service' to the 'Send Service Books' button. The main content area is titled 'Service Books' and contains a text block: 'If you are experiencing difficulties sending or receiving email from your BlackBerry device, send service books to your device. If the problems continue, contact your carrier customer support center.' Below the text is a 'Send Service Books' button.



Services

Email Accounts

Settings

Change Device

Language

Password

▶ Service Books

Service Books

If you are experiencing difficulties sending or receiving email from your BlackBerry device, send service books to your device. If the problems continue, contact your carrier customer support center.

Copyright 2006-2008 Research In Motion Limited. All rights reserved. [End User Agreement](#). [Legal Information](#).



You should start receiving emails on your Blackberry in about 20 minutes.